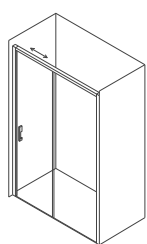


A2Z

Porta per nicchia. Realizzabile in versione ad angolo o a parete abbinata a uno o due lati fissi. Porta scorrevole con chiusura magnetica. Vetro chiaro trattato anticalcare. Finitura cromo.

Door for niche. Can be made in a corner or wall version combined with one or two fixed sides. Sliding door with magnetic closure. Anti-limescale treated clear glass. Chrome finish.

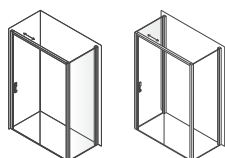
LATO PORTA / DOOR SIDE



CODE	SIZE CM	OPENING DOOR CM
A2Z-100C	98 - 103	42
A2Z-110C	108 - 113	47
A2Z-120C	118 - 123	52
A2Z-130C	128 - 133	57
A2Z-140C	138 - 143	62
A2Z-150C	148 - 153	67
A2Z-160C	158 - 163	72
A2Z-170C	168 - 173	77
A2Z-180C	178 - 183	82

misure intermedie al prezzo della misura superiore + supplemento, specifiche a pag 349
intermediate measures at the price of the higher + addendum, check page 349

OPZIONE SECONDO E TERZO LATO / SECOND AND THIRD OPTIONAL SIDE



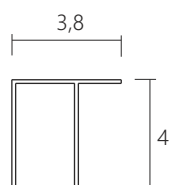
CODE	SIZE CM
A9P-070C	67,5 - 70
A9P-072C	69,5 - 72
A9P-075C	72,5 - 75
A9P-080C	77,5 - 80
A9P-090C	87,5 - 90
A9P-100C	97,5 - 100

OPTIONAL

CODE

PT20-25

profilo di allungamento +4 cm / extension profile +4 cm



Scheda tecnica e ricambi alle pagine 348-349
On pages 348-349 technical informations and spare parts