



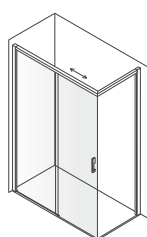


A3Z

Sistema doccia ad angolo con un lato apribile e uno fisso. Porta scorrevole con chiusura magnetica. Vetro chiaro trattato anticalcare. Finitura cromo.

Corner shower system with one opening side and one fixed side. Sliding door with magnetic closure. Anti-limescale treated clear glass. Chrome finish.

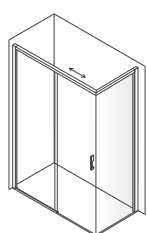
LATO PORTA / DOOR SIDE



CODE	SIZE CM	OPENING DOOR CM
A1Z-100C	97,5 - 100	42
A1Z-110C	107,5 - 110	47
A1Z-120C	117,5 - 120	52
A1Z-130C	127,5 - 130	57
A1Z-140C	137,5 - 140	62
A1Z-150C	147,5 - 150	67
A1Z-160C	157,5 - 160	72
A1Z-170C	167,5 - 170	77

misure intermedie al prezzo della misura superiore + supplemento, specifiche a pag 349
intermediate measures at the price of the higher + addendum, check page 349

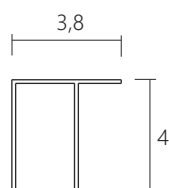
LATO FISSO / FIXED SIDE



CODE	SIZE CM
A9Z-070C	67,5 - 70
A9Z-072C	69,5 - 72
A9Z-075C	72,5 - 75
A9Z-080C	77,5 - 80
A9Z-090C	87,5 - 90

OPTIONAL

CODE
PT20-25
profilo di allungamento +4 cm, max 1 per lato / extension profile +4 cm, max 1 for side



Scheda tecnica e ricambi alle pagine 348-349
On pages 348-349 technical informations and spare parts