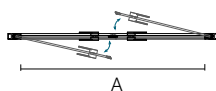
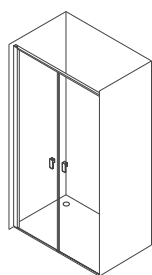


EL7N

Vetro chiaro trattato anticalcare, profili in alluminio. Maniglie direzionabili in orizzontale o in verticale. Porte battenti apribili verso l'interno o verso l'esterno, chiusura magnetica. Rotazione su camma di sollevamento, barra stabilizzatrice integrata.

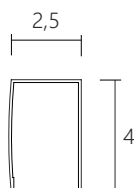
Tempered clear glass with anti-limescale treatment, aluminum profiles. Adjustable handles horizontal or vertical, reversible. Swing door outwards and inwards, magnetic closure. Rotation on cam, integrated stabilizer bar.



CODE	SIZE CM	A
EL7N-070C	67 - 72	54
EL7N-080C	77 - 82	64
EL7N-090C	87 - 92	74
EL7N-095C	92 - 97	79
EL7N-100C	97 - 102	84
EL7N-110C	107 - 112	94
EL7N-120C	117 - 122	104

OPTIONAL

CODE	
PS-AL20	profilo attacco laterale / profile for side installation
	indicazioni di installazione a pagina 330 / on page 330 installation information



Scheda tecnica e ricambi alle pagine 350-351
On pages 350-351 technical informations and spare parts